



SHELTER ANYTHING WITHOUT SPENDING EVERYTHING



www.shelterall.eu



A WIDE PRODUCT RANGE FOR ALL OF YOUR APPLICATIONS



MACHINERY



HAY AND STRAW



MATERIAL



BIG-BAGS



FLAT STORAGE



FIREWOOD



CATTLE DAIRY FARMING



SHEEP SHELTER



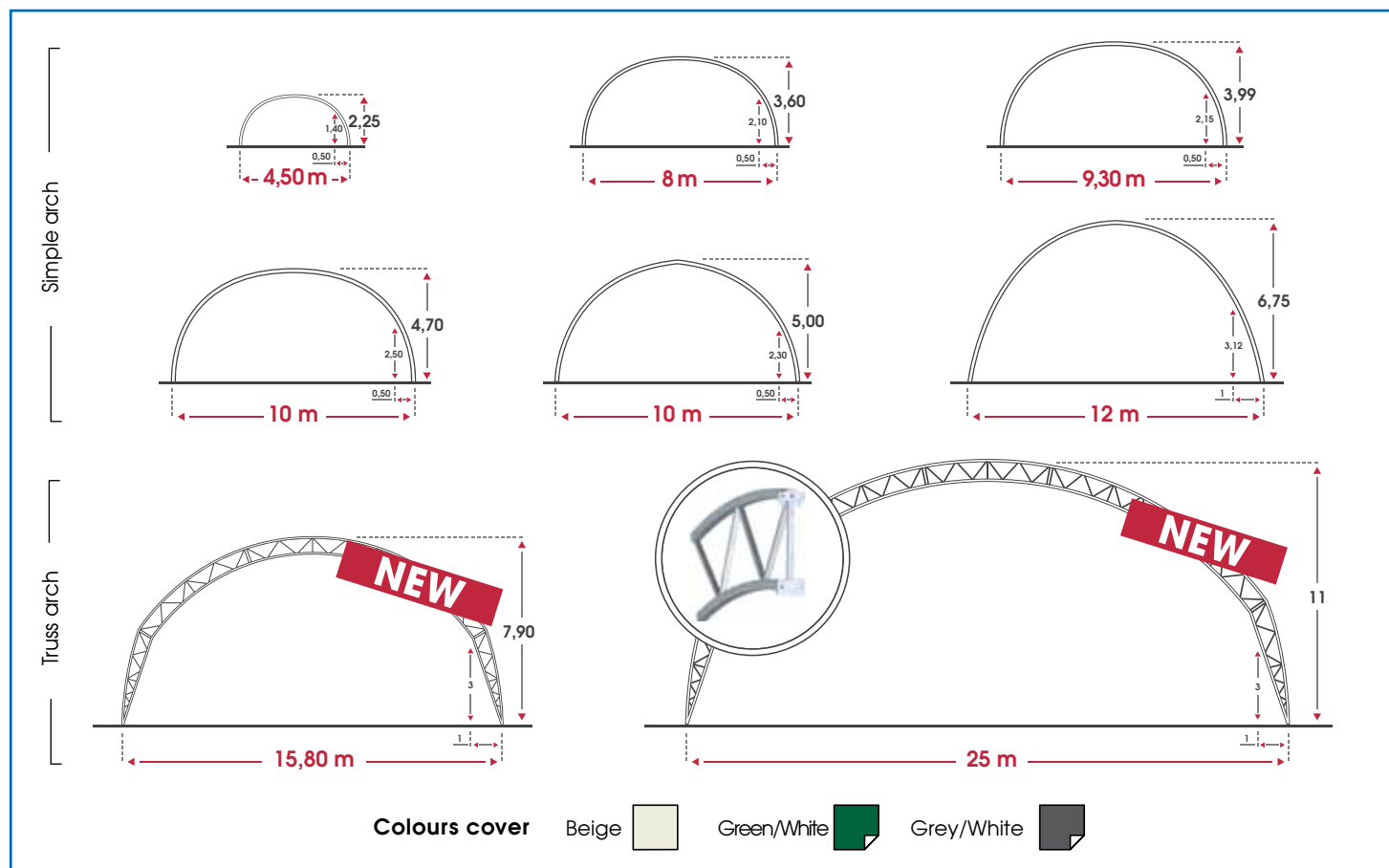
CATTLE BREEDING NURSING

OPTIMISED VOLUMES

Width varying from 4.5 m to 25 m. The bend of the Shelterall® arches provides an easy movement around the sides.

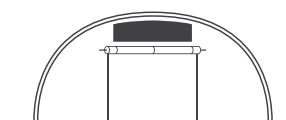
ADAPTABLE

Shelterall® is quick to assemble and dismantle thanks to its assembly system. The simple arch range is designed for an anchoring system without foundation.

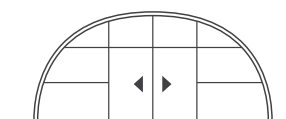


OPTIONS DESIGNED TO SUIT YOUR NEEDS

GABLES

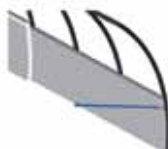


Sheet gable and roll-up door

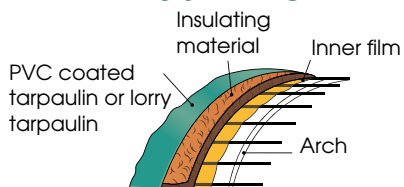


Solid gable and double sliding door

SIDE PROTECTION STEEL SHEETING



INSULATION



ANCHORINGS



Screw-in anchor



Hook anchor



Anchoring bolt



RICHEL TECHNOLOGY

The Shelterall® benefits from the technology and reliability of the Richel Group, the number one greenhouse manufacturer in Europe. Its design and manufacture are SOCOTEC approved. Its galvanised steel frame (as per the NF N 10346 Sendzimir method) complies with the European standard NF EN 13031-1. Its PVC coated tarpaulin benefits from 10-year warranty*.



The OV90 high tensile steel tube, twice as resistant as the the OV60 standard steel tube.



The weld-free cross assembly, patented by Richel (Patent No. 2954960).



Richel clips to attach the tarpaulin and keep it tightly drawn.



The truss arch enlarges the span width by optimizing material. The best technical choice for spans greater than 15 m.



OUR DISTRIBUTOR



Quartier de la Gare - 13810 Eygalières - France
Tel.: +33 (0)4 90 95 14 68 - Fax: +33 (0)1 46 52 79 30
E-mail: shelterall@richel.fr

www.shelterall.eu